






















# TREE CARE GUIDE

City life can be hard on a tree, but you can make it better.  
Just follow these simple steps to keep your tree healthy.

JAN	FEB	MAR	APR	MAY	JUNE	JULY	AUG	SEP	OCT	NOV	DEC
											
											
											
											



## WATER

Watering your tree is critical to keeping it alive.

Water your tree once a week from March through October. Slowly add 20-25 gallons of water to the soil and let it soak in (moderate flow from a hose for 10 minutes).



## CLEAN & PLANT

Clean and maintain the area around the tree. Pull up weeds. Clean up trash and pet waste. Plant flowers or other non-woody plants at least 3 feet away from the trunk of your tree.



## PRUNE

Trees should be pruned after the coldest months of winter have passed. Focus on dead, damaged & diseased wood. For trees that bloom in spring, prune when their flowers fade. Make all cuts clean & smooth. Avoid pruning limbs larger than 2" in diameter. Hire a professional arborist if you're not comfortable pruning large trees.



## MULCH

In March and October renew mulch around tree. Mulch should be shallow (2-3 inches deep) and wide—the ring can be as wide as the branches of the tree.

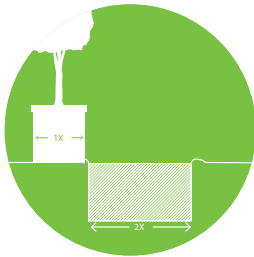
For more information on tree care visit [www.milliontreesnyc.org/care](http://www.milliontreesnyc.org/care)

New York Restoration Project (NYRP) is the leading private partner in MillionTreesNYC — an initiative, alongside NYC Parks, to plant and care for one million new trees throughout the five boroughs. As part of MillionTreesNYC, NYRP partners with community organizations to conduct the largest municipal tree giveaway program in the country. Learn more about tree giveaways at [www.nyrp.org/treegiveaways](http://www.nyrp.org/treegiveaways)



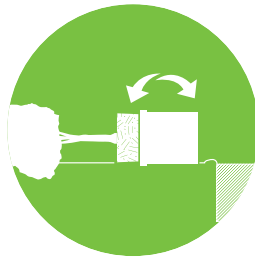
If you are a Con Edison customer, consider switching to e\*bill. For every switch, Con Edison donates \$1 to New York Restoration Project and MillionTreesNYC. Make the switch at [ConEd.com/ebill](http://ConEd.com/ebill)

## STEP 1



- Dig a hole as deep as the pot and twice as wide.
- \* Call 811 if planting in your front yard to avoid gas and electrical lines!

## STEP 2



- To remove tree from pot:
- Press and roll the pot on the ground.
  - Slide tree from pot.
  - Untangle the largest roots – some root loss is normal, a ripping sound is okay.

## STEP 3



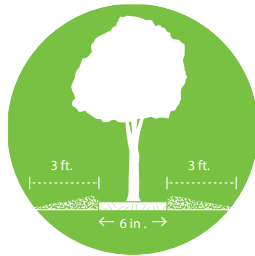
- Carefully place tree in the center of the hole.
- Make sure trunk is straight.
- Lay shovel or stick over the hole to make sure trunk flare is 1" above ground.

## STEP 4



- Fill in the hole with soil and pack it down until the tree is stable.

## STEP 5



- Make a 3 ft. wide, 3 in. tall mulch ring starting 6 in. from the tree trunk.
- Keep soil and mulch from touching the trunk.

## STEP 6



- As soon as your tree is planted, water it!
- Give your tree 25 gallons of water – every week from March to October – by filling five 5-gallon buckets or use a hose at moderate flow for 10 minutes.

Watch our tree planting demonstration video on [www.nyrp.org/treegiveaways](http://www.nyrp.org/treegiveaways)

### SELECT YOUR SITE

Choose a site that is at least 5 feet away from any structure including fences. Select a site that is 15-20 feet away from any building with chipping or peeling paint that may be a source of lead. Pay attention to overhead wires – remember these trees will grow. And always remember to call 811 if planting in your front yard to avoid gas and electrical lines!

### KNOW YOUR SOIL

Healthy soil is the key to a healthy tree! Avoid compaction and soil coming into contact with the trunk. If you are concerned about lead and other toxins in your soil testing should be done before you plant your tree. Make sure to wear gloves and a mask when digging in contaminated soil.

### MANAGE PESTS

Trees attract various pests, fungi, and bacteria. Closely monitor your tree(s) for pests and manage any problems before they get out of hand.

lead sponsors

milliontreesNYC  
LAWYER INITIATIVE WITH NYC PARKS AND NEW YORK RESTORATION PROJECT

TOYOTA



lead partners

planNYC



NYRP  
New York Restoration Project

supporting  
Sponsor

jetBlue